

Update on the Work of the Community Development Advisers

Rachel Lake – Greater Manchester

Laura Emmins - Suffolk

Community Development Advisors can help:

- POWs with the tools to identify the needs of their local community and how they can potentially meet those needs
- POWs to recognise what they have and the potential impact of a holistic approach to community engagement, and the benefits it may bring
- POWs with advice on capacity management/ capacity building
- POWs to understand the need to communicate the value of these buildings to local people and wider communities, beyond their value for worship, historic/ architectural/ heritage value, and provide advice on how to do this



Our Approach

Understand the current situation and mind-set

before offering bespoke advice, What is their motivation for wanting to engage with the community, or barriers to doing so

Round table meetings, talks, group visits:

General broad advice on community development to a group representing different PoWs

Site Visits to Places of Worship:

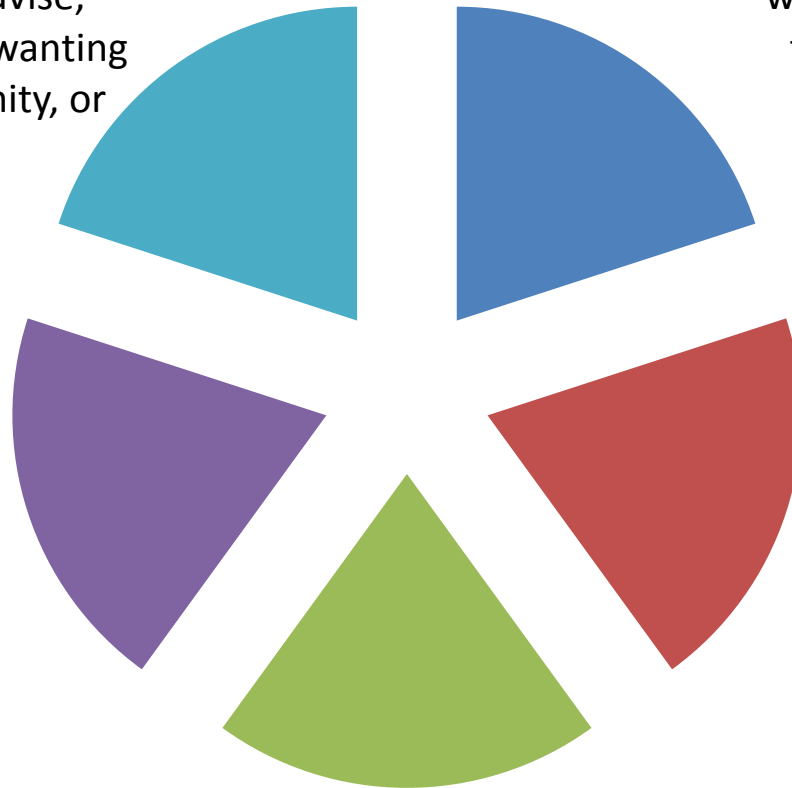
works best if several people are there to speak through ideas

Phone calls and emails:

Specific, one off advice, and for on-going support as required

Drop in surgeries

(face to face) or phone call surgeries (pre-arranged appointment) 121 advice session



Case Studies

Our Lady and the Apostle's

Roman Catholic Church

Shaw Heath, Greater Manchester

Ixworth Deanery

Church of England

Suffolk

Our Lady and the Apostles

Roman Catholic Church, Shaw Heath




Grade II, 1903-5 by Edmund Kirby.

Diocese of Shrewsbury

Red brick and terracotta, Welsh slate roofs. Decorated period influenced Gothic Revival.



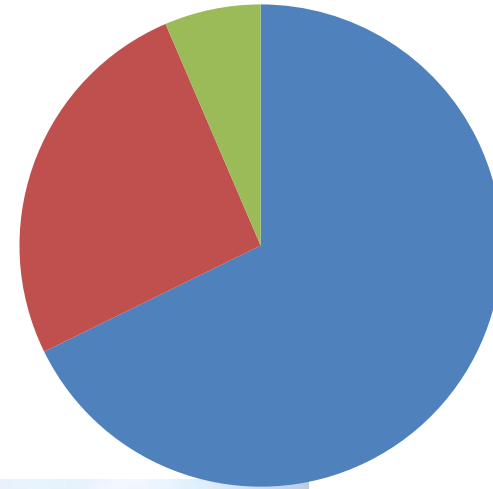




- The bigger picture and how the different projects and aspects can compliment each other
- Suggestions of local groups to link with and share resources
- Consider the heritage project timeline when planning Young People activities
- Reducing the fear of over promising
- Suggesting ways of continuing project legacy, employing freelancers and upgrading facilities
- Support in collecting oral histories, creating archiving and consultation

Ixworth Deanery

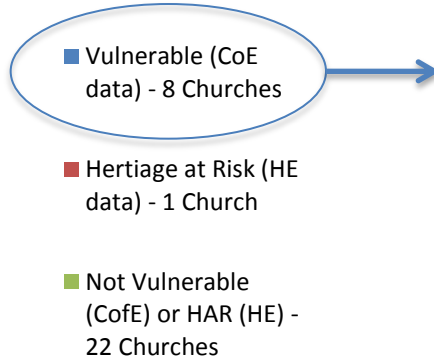
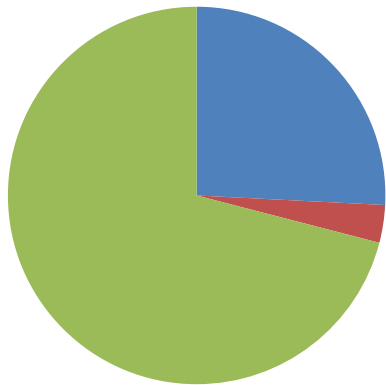
Church of England, Diocese of Eds & Ips



- Grade I - 21 Churches
- Grade II* - 8 Churches
- Grade II - 2 Churches



St Mary's Church, Pakenham



8 churches meet more than one of the following criteria (C of E Data)

- 25% lowest weekly attendance
- 25% lowest electoral register
- 25% most deprived

Church Name	Parish based Electoral Roll	Electoral roll as percentage of parish population	Parish Average Weekly Attendance	Weekly attendance as a percentage of parish population	Parish Population	Parish IMD rank (1=most deprived out of 12,519 parishes)	Parish Percentile IMD rank (0=most deprived out of 12,519 parishes)
Badwell Ash: St Mary	16	2.08%	7	0.91%	768	6617	52.86
Honington: All Saints & St Andrew	19	1.15%	5	0.30%	1650	9173	73.27
Hopton: St Margaret	33	1.11%	24	0.81%	2976	7904	63.14
Hopton: All Saints	56	8.96%	18	2.88%	625	5858	46.79
Ixworth: St Mary	53	2.24%	18	0.76%	2369	10443	83.42
Ixworth Thorpe: All Saints	53	2.24%	18	0.76%	2369	10443	83.42
Stanton: All Saints	49	1.98%	24	0.97%	2470	6694	53.47
Troston: St Mary the Virgin	15	1.59%	3	0.32%	943	9577	76.50

Invitation to Deanery
Synod to discuss
Taylor Review



1 month later –
Deanery Surgery



Follow up email and
phone calls as
required



Churchwarden, Pakenham



PCC Treasurer, Hunston & Ixworth Rural Dean

CDA next steps

- ‘Pause’ on contacting additional PoW’s unless meets a specific priority (e.g. faiths and denominations not already involved with the pilot)

Enabling us to:

- Check in on progress made with PoW’s already engaged with
- Provide on-going support to PoWs already in contact with the CDAs (differing levels of support)
- Reach out to other faiths and denominations to explore if involvement in the pilot could benefit them
- Ensure data for evaluation is being fully captured
- Encourage those we are unable to interact directly with to attend the workshops