

# ? How has Huddersfield changed over time?

| Enquiry Question  | Sources   | Activities   | Vocabulary   |
|---|---|--|--|
| <p><b>Who were the first people to live in Huddersfield?</b></p>                        | <p>Neolithic finds.<br/>Bronze Age finds.<br/>Aerial photographs.</p>   | <p><b>Early Settlers in Huddersfield Information PowerPoint</b><br/>In this PowerPoint children will learn about the earliest settlers in the Huddersfield area, from the neolithic period through to the arrival of the Romans. They will see examples of neolithic finds in the area and learn more about the Castle Hill settlement.</p> <p><b>Timeline of Early Settlement Activity</b><br/>Children will read through a list of timeline statements which tell them about the history of the settlement on Castle Hill. They will need to cut and sort them into the correct chronological order.</p> <p><b>Huddersfield Archaeological Dig Entry</b><br/>Children will look at a bronze age find from the area of Huddersfield. They will use their archaeology skills to try and work out what the item may be and what it tells us about the past. An answer sheet is then provided so you can go through the find with them in more detail.</p> <p><b>Extended Task: Can you find out more information about what the iron age settlement was like?</b></p>   | <p>Neolithic, Bronze Age, Castle Hill, plains, Brigantes, Celtic tribe, territory, carbon dating, Romans,</p>    |
| <p><b>What impact did invaders have on Huddersfield?</b></p>                            | <p>Romans (Slack)<br/>Anglo-Saxons<br/>Vikings (origin of name Odersfelt)<br/>Normans (motte and bailey castle) (northern harrying)<br/>End of doomsday entry</p> | <p><b>Huddersfield Invaders Information PowerPoint</b><br/>In this PowerPoint children will learn about the impact of invaders in the Huddersfield area, from the Romans through to 1066 and the arrival of the Normans. They will discover how the settlement on Castle Hill changed over time and how a devastating event known as the 'harrying of the north' effected the population in Huddersfield.</p> <p><b>Roman Fort Huddersfield Fact File Activity</b><br/>Children will apply what they have learned about the Roman fort in Huddersfield, to create a fact file about the settlement. They will need to write about its location and what life was like for the garrison living there.</p> <p><b>Hunting Lodge Discoveries</b><br/>Children will analyse three paintings of example hunting lodges in the UK during the early medieval period. They will then see four examples of items that were found in the well on Castle Hill. These will need to be cut and sorted to match their image and definition so that the children can learn what the items are and what they tell us about the past.</p> <p><b>Extended Task: Can you find out more information about the hunting lodge on Castle Hill?</b></p> | <p>Cambodunum, garrison, hypocaust, Northumbria, Ilbert de Lacy, harrying, Domesday Book,</p>                    |
| <p><b>How did the Ramsden family contribute to the development of Huddersfield?</b></p> | <p>Historical photographs<br/>Ramsden Family Timeline<br/>Huddersfield 1854 Map</p>   | <p><b>The Ramsdens PowerPoint Presentation</b><br/>In this presentation, children will learn about the Ramsden family and their incredible influence on the town of Huddersfield. They will learn about how they accumulated land in the area and what they brought to the town.</p> <p><b>Ramsden Family Tree</b><br/>Children will be provided with a timeline of the key events in the history of the Ramsden family and will have to retrieve key information to complete a Ramsden family tree. They will see how the power and influence of the Ramsden family played a part in Huddersfield's development. Finally, children will debate which event was the most significant in the Ramsden family history.</p>  | <p>Ramsden, St George's Square, George Hotel, Longley Hall, Manor of Huddersfield, Byram Park, market cross,</p> |



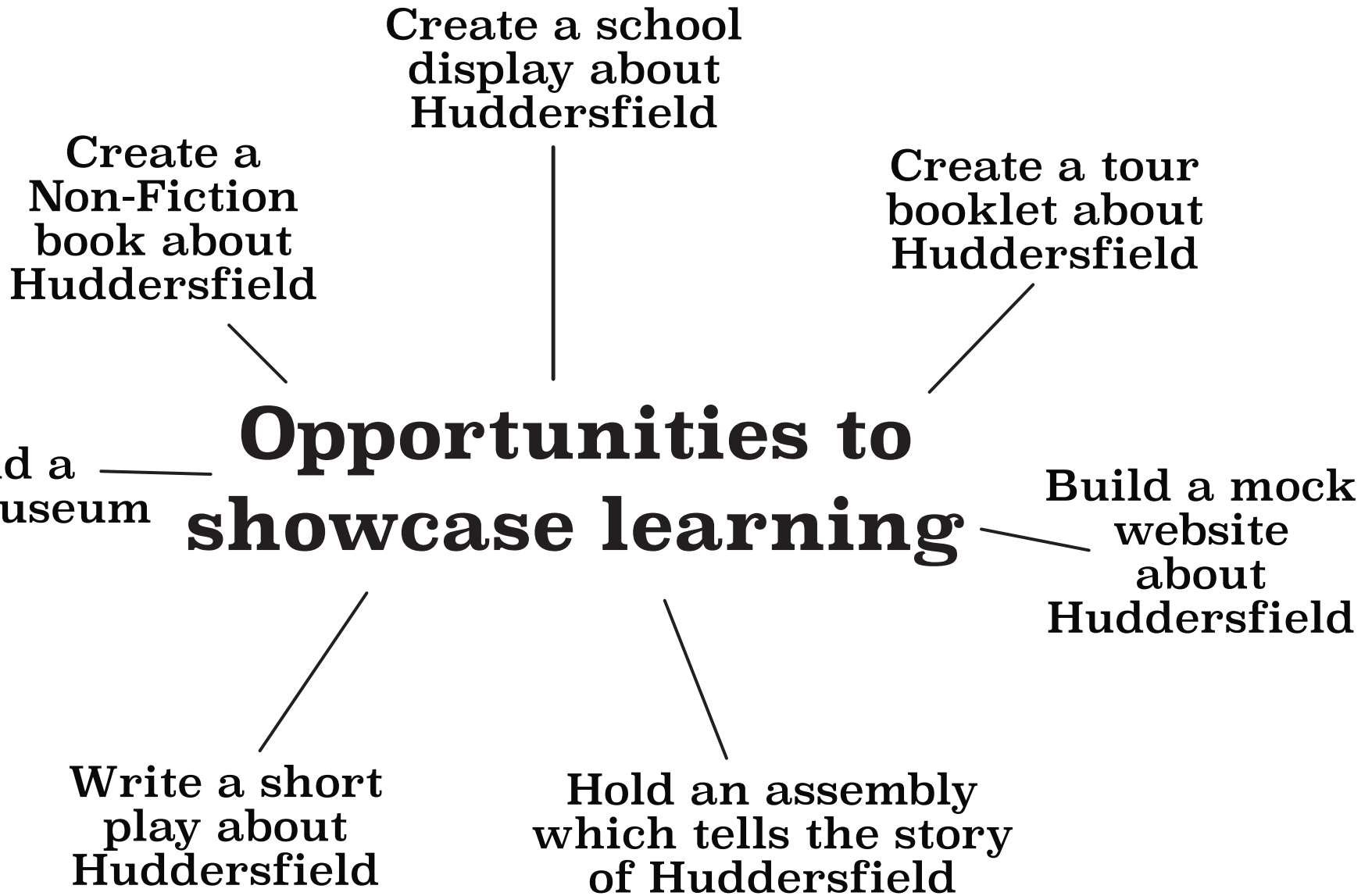
# How has Huddersfield changed over time?

|  |   |  |   |
|--|---|--|---|
|  |   | <p><b>Ramsdens on the map</b><br/>Using a mid 1800s map and a modern satellite map, children will locate the buildings that have links to the Ramsden family. This will help them develop the skills of locating places on different types of maps and will also help them gain an understanding of how much the Ramsden influence is still present in the town. Finally, children will debate which of the buildings is the most important.</p> <p><b>Extended Task: Can you learn more about one of the members of the Ramsden family?</b></p>   | <p>cloth hall, textiles, Broad Canal, Aspley Basin, Estate Buildings, Byram Arcade, charter.</p>  |
| <p><b>What was Huddersfield like during the Industrial Revolution?</b></p>                           | <p>Historical photograph<br/>Kelly's Directory 1858</p>                               | <p><b>The Industrial Revolution PowerPoint Presentation</b><br/>This presentation will cover the Industrial Revolution focussing on the textile industry, the Luddites, worker's rights and other important industries.</p> <p><b>Trade Directory Analysis</b><br/>In this task, children will study a page from an 1858 trade directory to get an idea of common jobs at the time. Using carefully scaffolded questions, it will develop their skills of taking information from a historical source to draw conclusions. For efficiency, split the trade directory into sections and ask different groups to focus on separate parts and then share their findings.</p> <p><b>Newspaper Analysis</b><br/>Children will read the key details from a newspaper court report about mill owner and Ramsden family member, James Ramsden being prosecuted for breaches of rules regarding child labour. They will decipher the text and answer questions to gain an understanding of the attitudes of mill owners and the conditions that children endured at the time.</p> <p><b>Extended Task: What can you find out about working in a wool mill?</b></p>  | <p>Textile, wool, spinning, weaving, dyeing, Industrial Revolution, machinery, the Luddites, William Horsfall, Richard Oastler, coal mining, collieries, trade directory.</p>   |
| <p><b>What major developments have happened in Huddersfield since the Industrial Revolution?</b></p> | <p>Historical photograph<br/>Historical Photographs<br/>Google Street View images</p> | <p><b>20th Century Huddersfield PowerPoint Presentation</b><br/>Children will find out about how Huddersfield changed throughout the 20th century with a focus on rugby, the suffragettes, the wars, migration and the change in building usage as the textile industry became less prominent in the town.</p> <p><b>History Defenders – Blue Plaque</b><br/>This task will require children to commemorate the achievements of one of Huddersfield's suffragettes for a commemorative blue plaque. It will encourage them to seek out more information about these significant individuals and promote a sense of pride in their town.</p> <p><b>Huddersfield Then and Now</b><br/>By comparing and contrasting modern photographs of Huddersfield with pictures from the early 1900s, children will be able to gain a sense of how Huddersfield has changed during the 20th century. They will develop their observational skills by matching old pictures to their modern day equivalents. As an alternative, children could find the modern day locations on Google street view or visit them in person to match them up to the historic images.</p> <p><b>Extended Task: Can you find out more about what life was like for people who moved to Huddersfield from around the world?</b></p> | <p>World War 1, Britannia, Belgium, refugee, The Huddersfield Corporation, World War 2, prisoner of war camp, war memorial, Windrush, Pakistan, India, mills, Rugby League, suffragettes, conscientious objectors, Edith Key, Dora Thewlis.</p> |



? **How has Huddersfield changed over time?**

At the end of the local history enquiry, children should be given an opportunity to showcase their learning. Below are some ideas for how the children could present their learning about Huddersfield.



# Local History

Teacher's Pet is proud to be working alongside Historic England, to allow teachers in and around Huddersfield, to enjoy our range of Local History resources.

---



Teacher's Pet



Historic England







---

## Who are Historic England?

Historic England protect, champion and save the places that define who we are and where we've come from as a nation. We care passionately about the stories they tell, the ideas they represent and the people who live, work and play among them.

At [Historic England Education](#) we want every child to be inspired by their local heritage and every teacher to have brilliant resources to use inside and outside the classroom.

**Our Heritage Schools programme aims to help school children develop an understanding of their local heritage and its significance to make sure that:**

-  Children develop a sense of pride in where they live
-  Children understand their local heritage and how it relates to the national story
- Teachers are more confident in making effective use of local heritage resources in delivering the curriculum
-  Local historic context is embedded in the school's curriculum
-  Heritage providers are more connected to the needs of local schools
-  Parents are engaged in their children's learning
-  Communities are more deeply involved in the life of the school